



EquiScore BI™



Project Brief

- The Equity Brain Trust is a tech company that empowers individuals and businesses to make data-informed decisions. Users can gather, centralize, and comprehend comprehensive Diversity, Equity, and Inclusion (DEI) data through the platform. This platform incorporates a scoring mechanism to assess DEI within your organization and offers business intelligence tools for implementing effective DEI strategies and monitoring progress.

Key Challenges

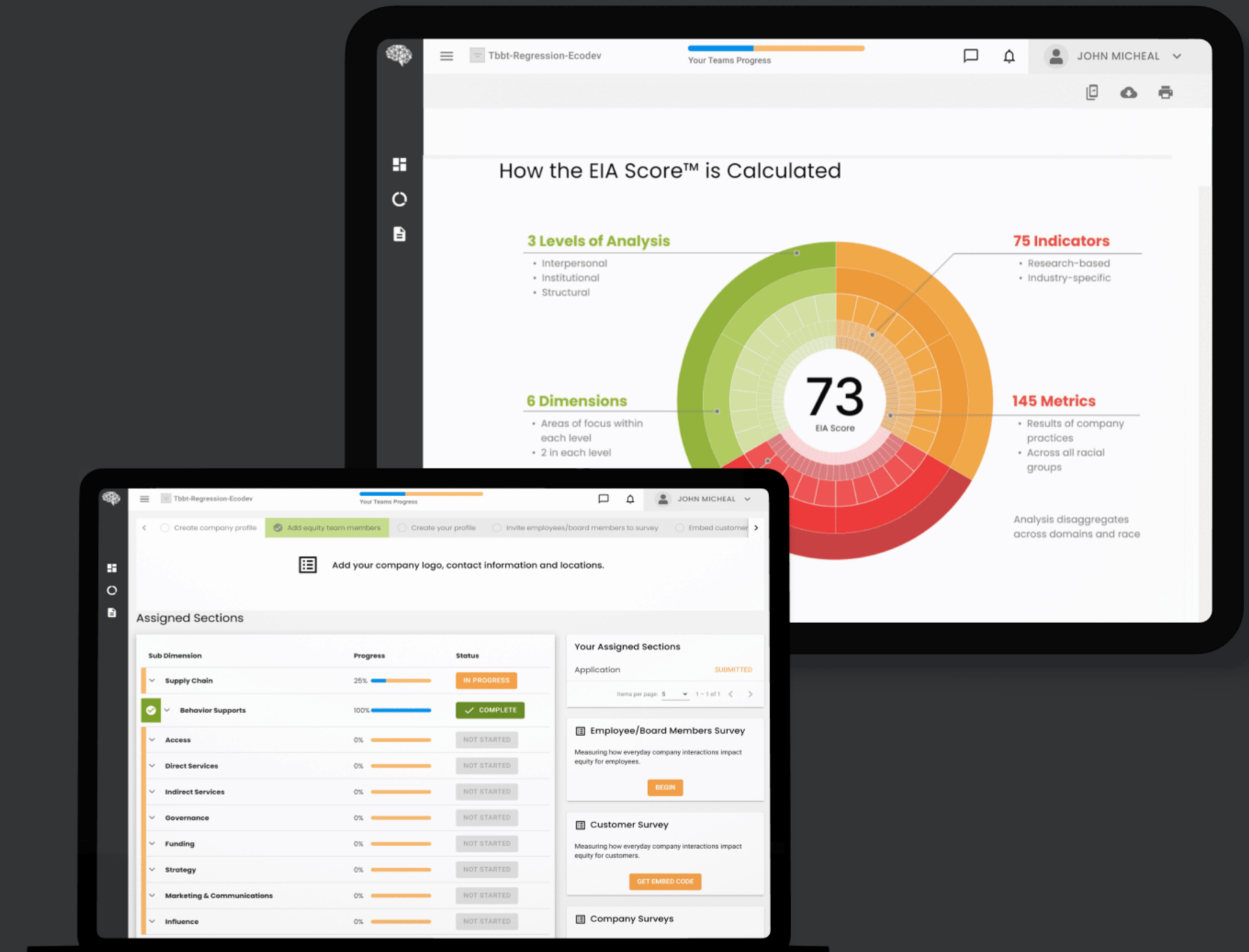
- Create a robust scoring system for measuring DEI within companies.
- Shifting from traditional server-based applications to a serverless architecture.
- Gathering diverse and comprehensive DEI data from various sources while dealing with different data formats and systems.
- Aligning DEI initiatives with specific business objectives and demonstrating the ROI of these initiatives can be complex.
- Developing a strategic DEI plan that meets the company's unique needs while tracking results without the right tools and guidance.

Solution Delivered

- Efficiently collected and consolidated DEI data across the company for a unified data storage and analysis platform.
- Implemented a scoring system that measures DEI within the company, helping organizations pinpoint areas where they can focus and improve.
- Developed a questionnaire-based approach to address this challenge, considering multiple dimensions, sub-dimensions, indicators, and metrics.
- Implemented effective DEI strategies by offering actionable insights based on collected data, allowing organizations to track results.

Highlighted Features

- Comprehensive DEI Data Collection and Storage
- DEI Scoring System for Company Assessment
- Business Intelligence Tools for DEI Strategies
- Questionnaire-Based Company Scoring
- Integration with Scalable AWS Services
- Dynamic Data-Driven Forms
- Efficient Serverless Architecture
- Employee Demographic Insights
- Custom Gender and Race Data Filtering
- Global Impact on Equity and Inclusion





- Create company profile
- Add equity team members
- Create your profile
- Invite employees/board members to survey
- Embed customer



Add your company logo, contact information and locations.



Assigned Sections

| Sub Dimension | Progress | Status |
|---|---------------------------------------|--------------------|
| <input type="checkbox"/> Supply Chain | 25% <div style="width: 25%;"></div> | IN PROGRESS |
| <input checked="" type="checkbox"/> Behavior Supports | 100% <div style="width: 100%;"></div> | COMPLETE |
| <input type="checkbox"/> Access | 0% <div style="width: 0%;"></div> | NOT STARTED |
| <input type="checkbox"/> Direct Services | 0% <div style="width: 0%;"></div> | NOT STARTED |
| <input type="checkbox"/> Indirect Services | 0% <div style="width: 0%;"></div> | NOT STARTED |
| <input type="checkbox"/> Governance | 0% <div style="width: 0%;"></div> | NOT STARTED |
| <input type="checkbox"/> Funding | 0% <div style="width: 0%;"></div> | NOT STARTED |
| <input type="checkbox"/> Strategy | 0% <div style="width: 0%;"></div> | NOT STARTED |
| <input type="checkbox"/> Marketing & Communications | 0% <div style="width: 0%;"></div> | NOT STARTED |
| <input type="checkbox"/> Influence | 0% <div style="width: 0%;"></div> | NOT STARTED |

Your Assigned Sections

Application SUBMITTED

Items per page: 5 1 - 1 of 1

Employee/Board Members Survey

Measuring how everyday company interactions impact equity for employees.

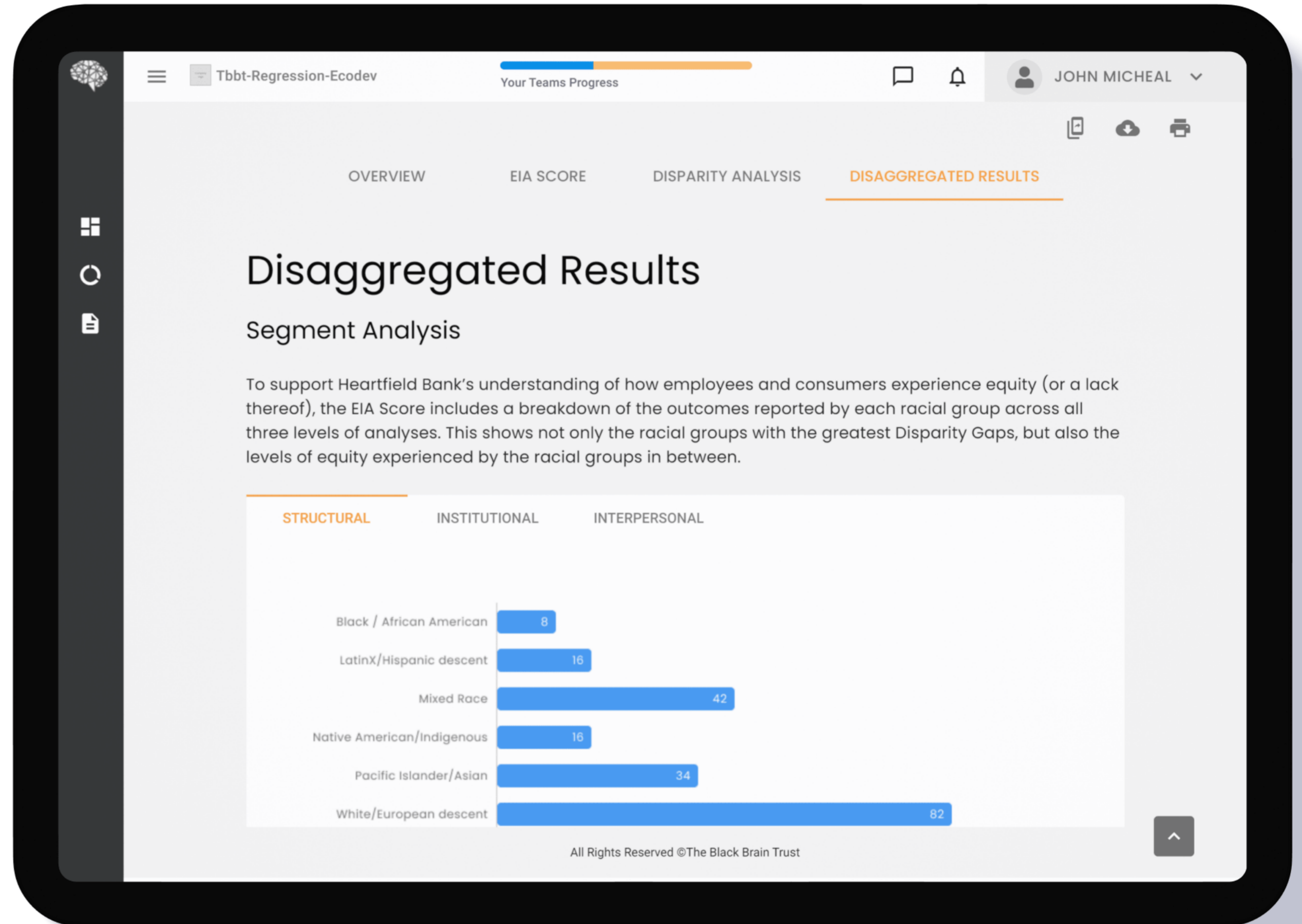
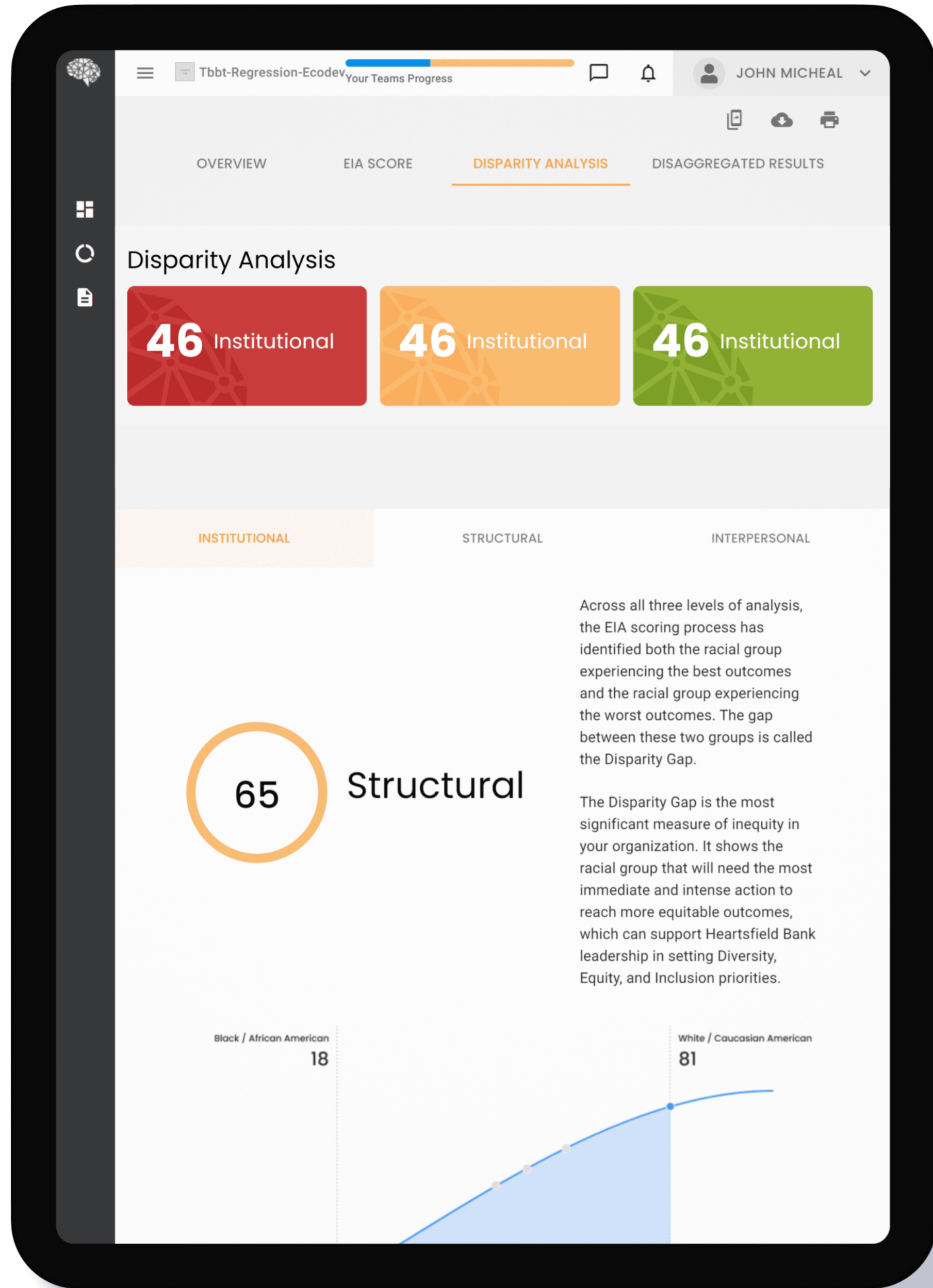
BEGIN

Customer Survey

Measuring how everyday company interactions impact equity for customers.

GET EMBED CODE

Company Surveys



Tbtt-Regression-Ecodev Your Teams Progress JOHN MICHEAL

Create company profile Add equity team members Create your profile Invite >

Add your company logo, contact information and locations.

Assigned Sections

| Sub Dimension | Progress | Status |
|----------------------------|----------|-------------|
| Supply Chain | 25% | IN PROGRESS |
| Behavior Supports | 100% | COMPLETE |
| Access | 0% | NOT STARTED |
| Direct Services | 0% | NOT STARTED |
| Indirect Services | 0% | NOT STARTED |
| Governance | 0% | NOT STARTED |
| Funding | 0% | NOT STARTED |
| Strategy | 0% | NOT STARTED |
| Marketing & Communications | 0% | NOT STARTED |
| Influence | 0% | NOT STARTED |

Items per page: 10 1 - 10 of 21

Your Assigned Sections

Application **SUBMITTED**

1 - 1 of 1

Items per page: 5

Employee/Board Members Survey

Measuring how everyday company interactions impact equity for employees.

BEGIN

Customer Survey

Measuring how everyday company interactions impact equity for customers.

GET EMBED CODE

Company Surveys

Total Employees/Board Members: 0/0

Total Customers: 9/2/21 - 11/1/21

0/0 [Get Embed Code](#) [Manage List](#)

Activity

car sd
1 days ago
Team Member
Reassigned Section

Team Members

pranjal PE Evince **Accepted**
Contributor

Employee/Board Survey **Closed**

Tbtt-Regression-Ecodev Your Teams Progress JOHN MICHEAL

How the EIA Score™ is Calculated

3 Levels of Analysis

- Interpersonal
- Institutional
- Structural

6 Dimensions

- Areas of focus within each level
- 2 in each level

31 Sub-Dimensions

- Indicator groupings that drive scores

75 Indicators

- Research-based
- Industry-specific

145 Metrics

- Results of company practices
- Across all racial groups

Analysis disaggregates across domains and race



EquiScore BI™

Technology Overview

- **Web Framework**

.NET Core, DevOps

- **Programming Language**

C#, TypeScript, Lambda

- **Design Tool**

Figma

- **UI Framework**

Angular

- **Database**

MySQL

- **Industry Domain**

Diversity & Inclusion Index

Visit Website

